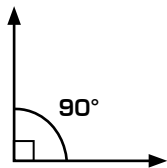
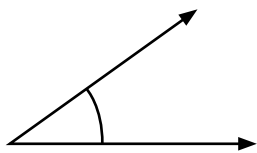


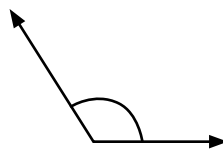
GEOMETRIC ANGLES



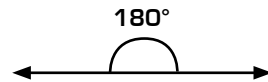
A right angle is exactly 90°



An acute angle is less than 90°

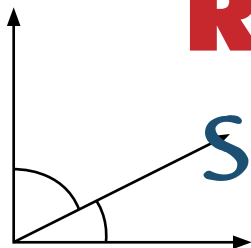


An obtuse angle is greater than 90°



A straight angle is exactly 180°

REVIEW ONLY

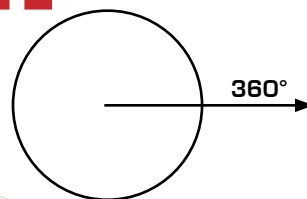


Complementary angles add up to 90°

School Datebooks



Supplementary angles add up to 180°

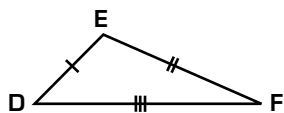
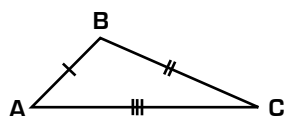


One complete angle of rotation = 360°

GEOMETRIC CONGRUENCY CASES

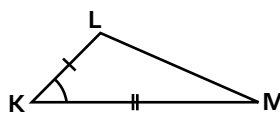
DO NOT SUBMIT FOR PRINT

S.S.S. POSTULATE



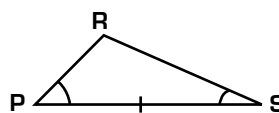
Side-Side-Side
 $\triangle ABC \cong \triangle DEF$

S.A.S. POSTULATE



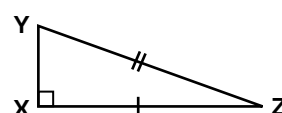
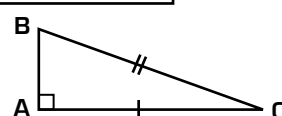
Side-Angle-Side
 $\triangle ABC \cong \triangle KLM$

A.S.A. POSTULATE



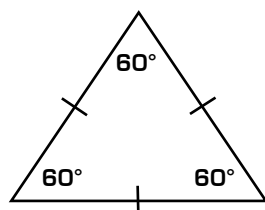
Angle-Side-Angle
 $\triangle ABC \cong \triangle PRS$

R.T.S. POSTULATE (RIGHT 'S ONLY)



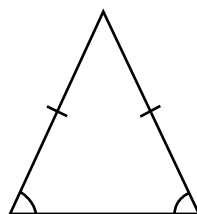
Hypotenuse-side
 $\triangle ABC \cong \triangle XYZ$

EQUILATERAL TRIANGLE



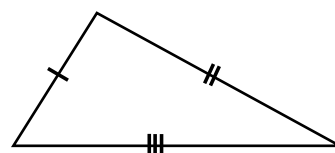
3 Sides of Equal Length
3 Angles of 60° Each

ISOSCELES TRIANGLE



2 Sides of Equal Length
2 Base Angles are Equal

SCALENE TRIANGLE



3 Unequal Sides
3 Unequal Angles